



Quick, simple tool identification for securely and automatically transferring tool data

»zidCode« Data Format for All Machine Controls with USB Keyboard Connection

such as Heidenhain, Fanuc, Siemens

Tool master data

Identification number
Description
T-number
Code
Tool recognition
Tool size
Duplo number
Change speed

Step data 1

Tool type
Length [Z]
Cross dimension [X]
Point angle
Lifetime
Remaining lifetime
Warning limit
Cutting edge radius
Difference of rotation center [Y]



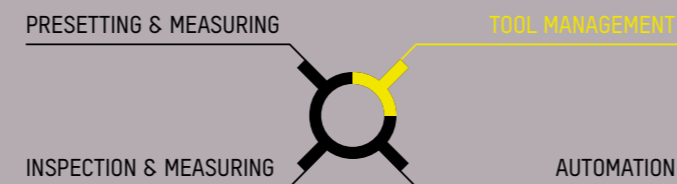
Requirements

- CNC machine (control) with USB connection, which recognizes an external USB keyboard and can simulate data input with this keyboard
- ZOLLER tool presetter and measuring machine with »pilot 3.0« or »pilot 2 mT« image processing version 1.15.0.0 or higher, or »pilot 1.0« image processing version 1.15.13.0 or higher and thermo-label printer

Scope of Delivery

- »zidCode« unit with 1D/2D scanner for thr control at the machine
- Software for »zidCode« on ZOLLER tool presetter and measuring machine with »pilot 3.0«, »pilot 2 mT« or »pilot 1.0« image processing
- Thermo label printer (25 mm x 75 mm)
- Optionally available as radio version

Subject to technical modifications. The depicted machines may include options, accessories, and control variants. The delivered final products have product safety labels in accordance with ISO 3884-2 or ANSI/NEHA Z535.4, BRZD-00-EN-03/2019. Design: www.absicht.lag



ZOLLER
SOFTWARE SOLUTIONS



The ZOLLER Tool Identification Code

zidCode

www.zoller.info

E. Zoller GmbH & Co. KG | Tool presetter and measuring machines
Gottlieb-Daimler-Straße 19 | D-74385 Pleidelsheim
Tel: +49 7144 8970-0 | Fax: +49 7144 8060-807
post@zoller.info

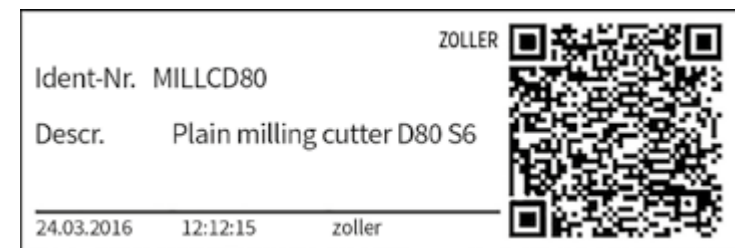
ZOLLER
expect great measures®

ZOLLER
expect great measures®

Simple, Fast, and Secure – »zidCode«

The efficient solution for tool identification and data transmission:
The »zidCode« identification code developed by ZOLLER requires no network connection, instead transmitting data for complete tools conveniently via QR code.

The process is exceptionally simple: Tools are measured using your ZOLLER pre-setter and measuring machine as usual. Then all data is encrypted in a QR code and printed on a label. This QR code only needs to be scanned with the reader to automatically enter the data into the appropriate fields on the CNC machine controls. Manual data entry and typos are finally a thing of the past.

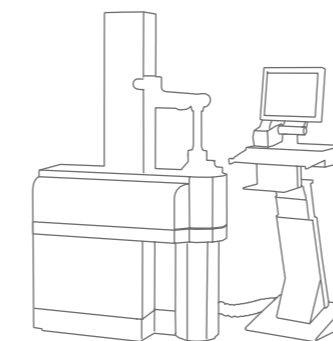


»zidCode« – Keep Your Tool Data Under Control!

It's So Simple

01

Set | Measure | Save
Set and measure tools on the ZOLLER presetter and measuring machine



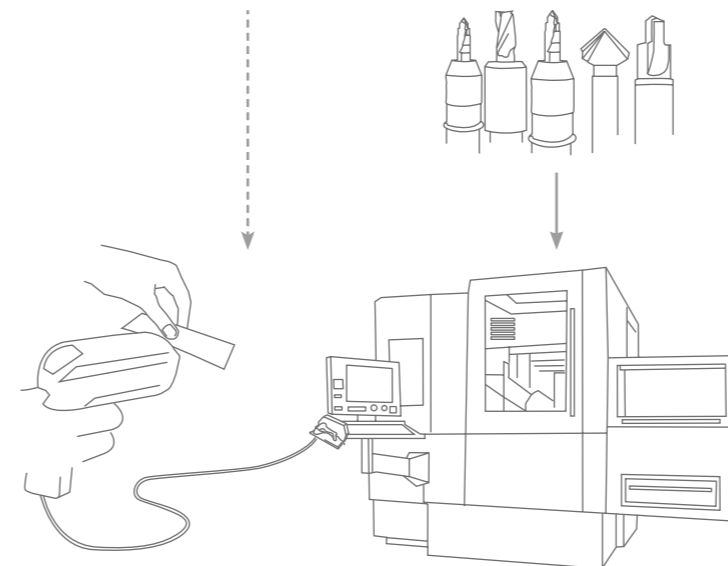
02

Print the QR Code
Print actual tool data on the label, including the QR code



03

Scan »zidCode«
Scan »zidCode« label with QR code on the CNC machine, and the actual tool data is automatically entered into the correct fields on the controls of the CNC machine



04

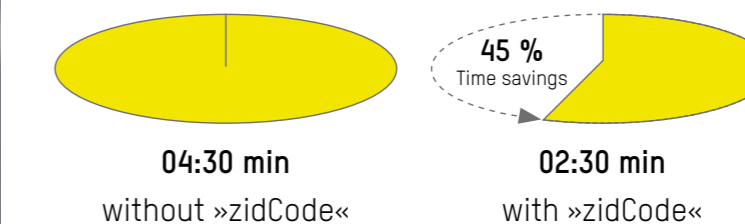
Load Tool
Tool can be physically loaded into the CNC machine

Secure and Efficient Processes

Quickly Read in 100% Correct Data

With the ZOLLER »zidCode«, you can save 45% of the time* spent manually entering actual tool data into the machine controls. Input errors are also completely eliminated at the same time – doing away with time-consuming follow-up work and increasing process security.

Example of Data Input for 6 Tools:



In Addition, You Will Benefit From:

- More flexible conversions
- Networkless transmission
- Variable use on all machine tool types

* Time savings based on tool data input into the machine controls. To calculate the total savings for your production, please contact your responsible ZOLLER contact person.

Benefits

- Typos eliminated through secure, error-free data transmission
- Avoidance of machine crashes
- Very well suited for upgrading turning and milling machines and for machining centers
- Perfect application for turning lathes, since no RFID technology is included



Video demonstrating the
»zidCode« process and
potential time savings

