

WORKSTATION SERVOPRESSE

Fiche technique

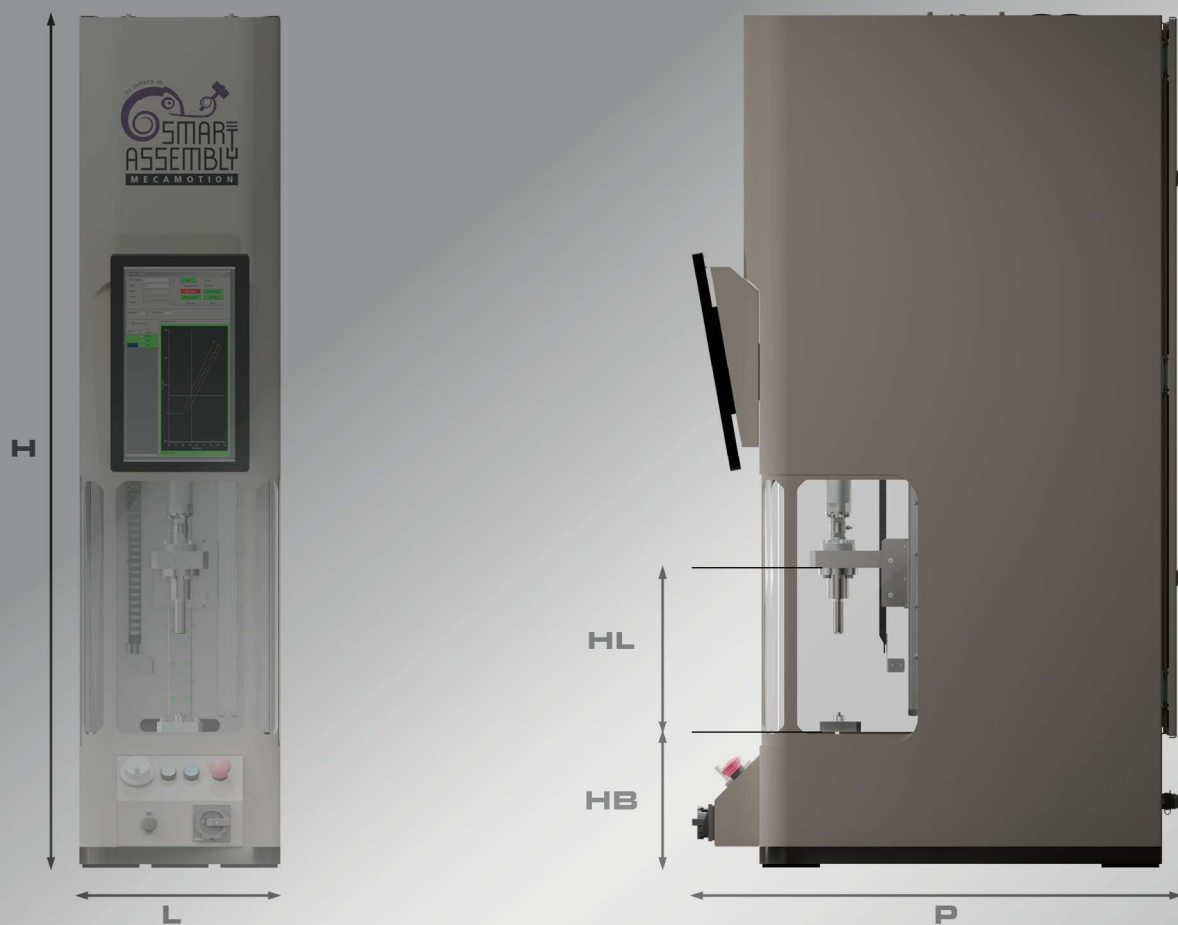


SOFTTECA

AUTOMATION | SERVOPRESS

Softeca SA | Champs-Montants 16 b-c | CH - 2074 Marin

Dimensions externes



Caractéristiques		
Force nominale	5 kN	10 kN
Course	230 mm	320 mm
Temps de maintien à la force nominale	4s	4s
Effort continu	3.5 kN	9.3 kN
Charge maximale outil	15 kg	45 kg
Vitesse nominale	230 mm/s	230 mm/s
Vitesse lente	0.01 mm/s	0.01 mm/s
Répétabilité (à C° constant)	< 0.01 mm	< 0.01 mm
Poids	380 KG*	685 KG
Étanchéité	IP 54	IP 54
Précision force	0.5% effort nominal	0.5% effort nominal
Dimensions (mm)		
Hauteur (H)	env. 1050*	1488
Largeur (L)	env. 235*	352
Profondeur (P)	env. 650 *	842
Hauteur banc (HB)	env. 100*	236
Hauteur libre (HL)	env. 310*	420

*Temporaire
(estimation)

Entraxe presses

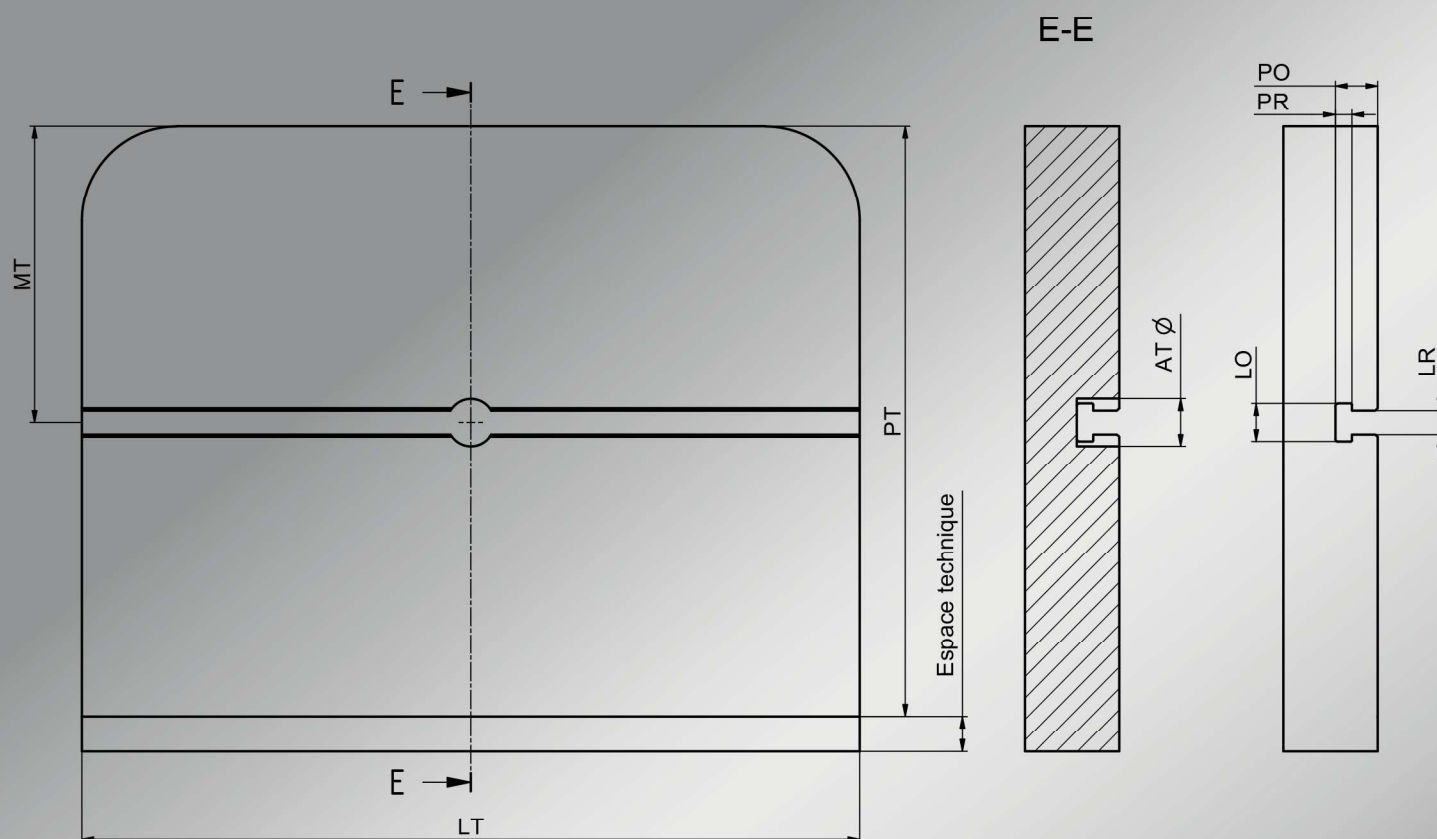


Espacement outils (DX) (mm)

5 kN	226 *
10 kN	354

*Temporaire
(estimation)

Dimensions zone de travail



Dimensions espace de travail (mm)		
Force nominale	5 kN	10 kN
Largeur (LT)	200	330
Profondeur (PT)	180	250
Alésage central (AT) (H7)	20	20
Largeur rainure (LR)	10	10
Largeur tête (LO)	16	16
Profondeur tête (PR)	7	7
Profondeur totale (PO)	18	18

Options

Options		Position
Régle optique	Résolution 1 nm / Accuracy grade +- 3u	1
Capteur	Couches minces	2
Capteur	Piezzo	3



Technical drawing of a mechanical part, showing a front view and a cross-section C-C.

Front View:

- The part is a square with a central circular hole.
- There are six smaller circular holes arranged in a circle around the central hole.
- The top corners of the square are chamfered at a 30° angle.
- The overall width of the part is labeled EO .
- The thickness of the part is labeled DT .
- The central hole has a diameter of 60° .
- The six smaller holes are arranged in a circle with a diameter of 30° .
- The section line C-C is indicated by a horizontal line with arrows pointing to the right.

Cross-section C-C:

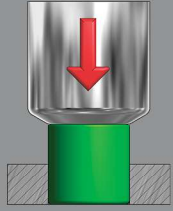
- The cross-section shows the internal structure of the part.
- The central hole has a diameter of DO .
- The thickness of the part is labeled DV .
- The distance from the center of the hole to the outer edge is labeled DF .
- The distance from the center of the hole to the inner edge of the ring is labeled HC .
- The distance from the center of the hole to the outer edge of the ring is labeled HF .

SOFTTECA
AUTOMATION | SERVOPRESS

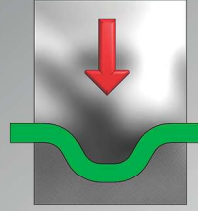
Code de commande

Options		Numéro d'article			
Type de produit	Workstation	WPB			
Force nominale	5 kN		005		
	10 kN		010		
Capteur de force	Couches mince			CM	
	Piezo			PZ	
Régle optique	Oui				RE
	Non				NO
Exemple de commande					
		WPB	010	CM	RE
Ma commande		WPB			

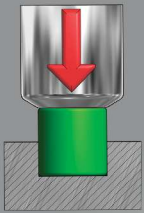
Applications




Joindre




Plier



Joindre avec
trou caché



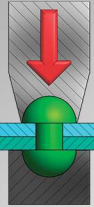
Marquage par
estampage



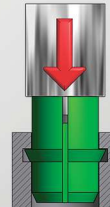
Couper



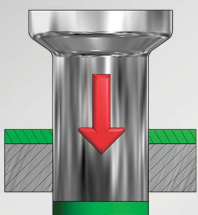
Mesurer



Rivetage



Assemblage



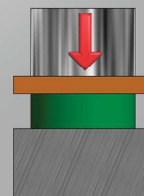
Perforer



Test de rigidité
ressort



Test de traction



Collage par
pressage

Contact

Softeca
Champs-Montants 16 b/c
2074 Marin
Tel : +41 32 753 41 22
info@softeca.ch
www.softeca.ch

